


X19TM

CORD CUT
WHO NEEDS RANGE?



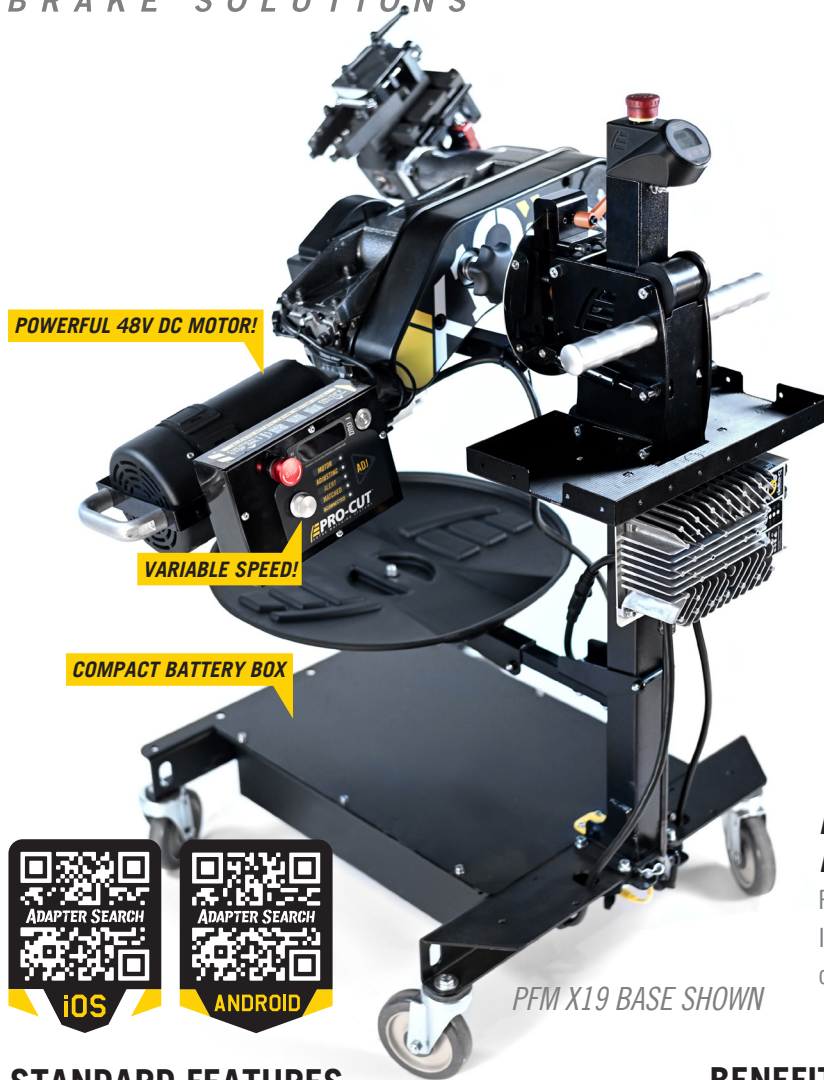
The ultimate mobile tool for the ultimate brake shop!

Machines up to 30 discs on a single charge... or plug and play ANYTIME!


PFM X19 BASE SHOWN

The X19 is a huge step forward in on-vehicle rotor matching. The X19 is the first and only rotor matching system in the world to be powered by a rechargeable battery. Untethered freedom of movement in ANY shop. Your mileage may vary but the X19 works all week long on a single charge. Use it. Forget about it. You need to see it to believe it. Call us or scan the QR to find your regional rep to get hands on with the X19 Cordless On-Car Lathe today: 1-800-543-6618





BATTERY PERFORMANCE DISPLAY



50-2330 CUTTING HEAD

6 LED ON-BOARD WORK
LIGHT & STURDY CAST
"X" BODY



**FREE WITH EVERY
LATHE PURCHASE!**

Provides exceptional Return on Investment (ROI); 4-6 months is common in busier shops!



STANDARD FEATURES

- Variable speed 48V DC motor
- Performance Plus Cutting head
- New PFM 2.0 Electronics
- Rechargeable High Capacity Battery
- 3K-5K charge cycles.....
- 6 LED on-board work light.....
- 4 Wheel, 4 Axis, Adjustable Trolley
- 2 YR Limited Parts & Labor Warranty

BENEFIT

- Power to turn stiff axles and adjustable RPM to even turn locking axles.
- Cuts bigger rotors & provides our best chatter free surface finishes.
- Advanced stability & functionality with usage tracking and maintenance alerts.
- Fully charged will match-machine 30 average rotors before recharge required.
- Battery offers ten plus years of reliable brake disc match-machining.
- Improves technician safety and efficiency in dark wheel wells.
- Working Range of 26"to 39" allows the use on any lift or no lift.
- Match Rotors day in and day out with peace of mind (maintenance & abuse not covered).

PFM X19 SPECIFICATIONS

- Maximum Rotor Thickness 2.0"
- Minimum Rotor Thickness 0.20"
- Maximum Rotor Diameter 17.1"
- Maximum Friction Face Up to 4.0"
- Battery recharge time from 20% 3 Hours
- Battery Weight 58.4 lbs

- Spindle Speed 55-130 RPM
- Carriage Speed 0.005" / rev.
- Motor HP 1 hp continuous, 2 hp peak
- Shipping Weight 265 lbs.
- Electrical Supply 90-264VAC 50/60Hz 1ph
- Feed Distance Up to 7.48"

**2YR
LIMITED
PARTS & LABOR
WARRANTY**

* Pro-Cut's PFM lathes are the first choice of the brake service industry. We have been approved by virtually every auto manufacturer and are considered essential equipment by most OEM's.

THIS SYSTEM IS SUBJECT TO ONE OR MORE OF U.S. PATENTS: 6,050,160 / 6,101,911 / 6,216,571 / 6,327,947 / 6,330,847 / 6,474,203 / 6,477,928 / 6,895,851 / 5,974,878 / 7,607,377